

## 8-SIDED FILM APPLICATOR

VF1550

MANUAL

### 1 PRODUCT DESCRIPTION

Multifunctional film applicator (Octoplex) with 8 pre-defined thickness sides for applying paint-films of: 25, 50, 75, 100, 125, 150, 175, 200 micron. Film width 60 mm. The high-grade stainless steel will not be affected by acid or base elements.



#### 1.1 Specifications

Material : high grade stainless steel.  
 Accuracy : better than 3 micron  
 Outer dimensions : 85 x 85 x 11 mm.  
 Clearance width : 60 mm.  
 Clearance heights/gaps: 25, 50, 75, 100, 125, 150, 150, 175, 200 micron




### 2 STANDARDS

ASTM D 3022, ASTM D 823, FMTS 141a /2161 / 2162 / 4255 / 6226  
 Look up the appropriate standard for a correct execution of the test.

### 3 WHAT'S IN THE BOX?

TQC 8-sided Film Applicator  
 Protective case

### 4 PERFORM A MEASUREMENT

	<p>Select the appropriate gap and place the applicator on a plane smooth surface such as a glass plate.</p>
	<p>Apply a sample of paint in the centre of the TQC Octoplex applicator near the correct opening.</p>
	<p>Draw down the applicator over the surface.</p>
<p>Note:</p>	<p>Due to physical reasons the max. film attainable wet film thickness is not equal to the gap depth. Deposited film thickness may vary from 40% to 80% of the clearance/gap depth.              Dry film thickness will be lower than wet thickness due solvent/water evaporation.</p>

## 5 MAINTENANCE

---

- Though robust in design, this instrument is precision-machined. Never drop it or knock it over
- Always clean the instrument after use.
- Clean the instrument using a soft dry cloth. Never clean the instrument by any mechanical means such as a wire brush or abrasive paper. This may cause, just like the use of aggressive cleaning agents, permanent damage.
- Always keep the instrument in its case when not in use.

## 6 DISCLAIMER

---

The right of technical modifications is reserved.

The information given in this manual is not intended to be exhaustive and any person using the product for any purpose other than that specifically recommended in this manual without first obtaining written confirmation from us as to the suitability of the product for the intended purpose does so at his own risk. Whilst we endeavour to ensure that all advice we give about the product (whether in this manual or otherwise) is correct we have no control over either the quality or condition of the product or the many factors affecting the use and application of the product. Therefore, unless we specifically agree in writing to do so, we do not accept any liability whatsoever or howsoever arising for the performance of the product or for any loss or damage (other than death or personal injury resulting from our negligence) arising out of the use of the product. The information contained in this manual is liable to modification from time to time in the light of experience and our policy of continuous product development.